



# Vel Tech

Rangarajan Dr. Sagunthala  
R&D Institute of Science and Technology  
(Deemed to be University Estd. u/s 3 of UGC Act, 1956)

Attendance Sheet for 31<sup>st</sup> Meeting of Finance Committee  
on 25.11.2023 AT 10.30 a.m.

Venue: Vice Chancellor Chamber

S.NO	NAME	POSITION	SIGNATURE
1.	Prof.S.Salivahanan Vice Chancellor, Vel Tech Rangarajan Dr. Sagunthala R & D Institute of Science and Technology.	Chairperson	<i>S. Salivahan</i>
2.	Mrs.Rangarajan Mahalakshmi Kishore, Chairperson Managing trustee, Vel Tech Rangarajan Dr. Sagunthala R & D Institute of Science and Technology.	Sponsoring Trust Nominee	<i>[Signature]</i>
3.	Dr. P. Chandrakumar, Dean (Industry Relations), Vel Tech Rangarajan Dr. Sagunthala R & D Institute of Science and Technology.	BoM Nominee	<i>[Signature]</i>
4.	Dr.E.Kannan, Registrar, Vel Tech Rangarajan Dr. Sagunthala R & D Institute of Science and Technology.	BoM Nominee	<i>[Signature]</i>
5.	Mr. Sakthi Ajay Finance Officer, Vel Tech Rangarajan Dr. Sagunthala R & D Institute of Science and Technology.	Secretary	<i>P. Sakthi Ajay</i>


*S. Salivahan*

**VICE CHANCELLOR**

Prof. S. Salivahanan  
Vice Chancellor



**AGENDA AND MINUTES OF THE 31<sup>st</sup> MEETING OF  
FINANCE COMMITTEE  
on 25.11.2023 AT 10.30 a.m.  
VENUE : VICE CHANCELLOR CHAMBER.**



Item.No	AGENDA ITEM
<b>A. OPENING</b>	
31.1	To record the notice of convening 31 <sup>st</sup> Meeting of the Finance Committee scheduled on November 25, 2023.
31.2	To approve and record the Agenda of the 31 <sup>st</sup> Meeting of the Finance Committee scheduled on November 25, 2023.
31.3	To review the action taken on the decisions of the previous meeting held on March 27, 2023.
31.4	To inform the Committee about the leave of absence of the members.
31.5	To approve and record the minutes of the 30 <sup>th</sup> meeting of the Finance Committee held on March 27, 2023.
31.6	To approve and record the actual expenditure and committed expenditure for a period from April 01, 2023 to October 31, 2023.
31.7	To approve and record the Re-appropriation of Budget 2023-24 based on status of expenditure and committed expenditure under different account heads.
31.8	To approve and record the audited Balance Sheet for the Financial Year 2022-23.
31.9	Any other item with the permission of the Chairperson.
31.10	To fix the date for holding the next meeting of the Finance Committee.
<b>VOTE OF THANKS</b>	

*S. Salivan*

Prof. S. Salivahanan  
Vice Chancellor

**Vel Tech**  
Rangarajan Dr. Sagunthala  
R&D Institute of Science and Technology  
(Deemed to be University Estab. u/s 3 of UGC Act, 1956)

*PdFA*

**MEMBERS**

- |  |                              |
|--|------------------------------|
| 1. Prof. S. Salivahanan,<br>Vice Chancellor,<br>Vel Tech.                                | Chairperson                  |
| 2. Mrs. Rangarajan Mahalakshmi Kishore<br>Chairperson and Managing Trustee,<br>Vel Tech. | Trust Nominee                |
| 3. Dr. P. Chandrakumar,<br>Dean (Industry Relations),<br>Vel Tech.                       | BoM Nominee                  |
| 4. Prof. Dr. E. Kannan,<br>Registrar,<br>Vel Tech.                                       | BOM Nominee                  |
| 5. UGC Nominee   | Name - not received from UGC |
| 6. Mr. P. Sakthi Ajay<br>Finance Officer,<br>Vel Tech.                                   | Secretary                    |

Quorum was present.

The meeting was called to order.

The Vice Chancellor welcomed the members who were present.

The Agenda was taken up for discussion.

The Vice Chancellor presided over the meeting.

**31.1 To record the notice of convening 31<sup>st</sup> Meeting of the Finance Committee scheduled on November 25, 2023.**

A copy of the 31<sup>st</sup> Finance Committee meeting notice sent to the members by mail is placed at Appendix-A.

A. 31<sup>st</sup> FCM Notice



[Appendix-A Click here](#)

**RESOLVED to record the notice of convening 31<sup>st</sup> Meeting of the Finance Committee scheduled on November 25, 2023.**

- 31.2 To approve and record the Agenda of the 31<sup>st</sup> Meeting of the Finance Committee scheduled on November 25, 2023.

The Agenda of the 31<sup>st</sup> Meeting of the Finance Committee is given in the page number 1.

**RESOLVED to record Agenda of the 31<sup>st</sup> Meeting of the Finance Committee scheduled on November 25, 2023..**

- 31.3 To review the action taken on the decisions of the previous meeting held on March 27, 2023.

The Action Taken Report on the items of the previous Finance Committee meeting held on March 27, 2023 is given below:

Table1: Action Taken Report

Item.No	Item	Decision Taken	Action Taken
30.6	To discuss and approve the Proposed Budget for the Financial year 2023-24.	The Finance Officer has presented the salient features of the Budget 2023-24 at the time of the meeting. After elaborate discussion on the budget allocations provided under different Account heads, the Finance Committee accepted the Budget of 2023-24.	The Finance committee has recommended to placed the Proposed Budget before the Board of Management. The Board of Management at its 54 <sup>th</sup> meeting held on 08.04.2023 approved the Proposed Budget for implementation.
30.7	To approve and record the Audited Balance Sheet for the Financial Year 2021-22.	The Finance Committee approved the Audited Balance Sheet for the Financial Year 2021-22.	RECORDED
30.8	To approve and record the Internal Audit report of the Accounts pertaining to the Financial Year 2022-23.	The Finance Committee approved the Internal Audit report of the Accounts pertaining to the Financial Year 2022-23.	RECORDED

**RESOLVED to record Action Taken Report on the Agenda items of the previous Finance Committee meeting held on March 27, 2023.**

- 31.4 To inform the Committee about the leave of absence of the members.

All the members of the Finance Committee were present for the Meeting..

- 31.5 To approve and record the minutes of the 30<sup>th</sup> meeting of the Finance Committee held on March 27, 2023.

A copy of the minutes of the 30<sup>th</sup> FC minutes is placed below at Appendix-B.

*S. Salivan*

Prof. S. Salivahanan  
Vice Chancellor

B. 30<sup>th</sup> FCM Minutes



Appendix-B Click here

**RESOLVED to approve and record the minutes of the 30<sup>th</sup> meeting of the Finance Committee held on March 27, 2023.**

**31.6 To approve and record the actual expenditure and committed expenditure for a period from April 01, 2023 to October 31, 2023.**

The Finance Officer has presented the actual expenditure and committed expenditure in detail for a period from April 01, 2023 to October 31, 2023 at the meeting as in the Appendix-C given below:.

C. Actual expenditure and Committed expenditure



Appendix-C Click here

**RESOLVED to approve and record the actual expenditure and committed expenditure for a period from April 01, 2023 to October 31, 2023.**

**31.7 To approve and record the Re-appropriation of Budget 2023-24 based on status of expenditure and committed expenditure under different account heads.**

The Finance Officer has presented the Re-appropriation of Budget 2023-24 based on status of expenditure and committed expenditure under different account heads at the time of the meeting.

The Finance Committee after perusal of various aspects and the merit of the expenditure, has approved the Re-appropriation of Budget 2023-24 submitted by the Finance Officer.

It has been decided to inform the Deans, HoDs and HoS with regard to the changes made in the Budget of 2023-24 and adoption of the same accordingly as in Appendix-D given below:

*S. Salivan*

Prof. S. Salivahanan  
Vice Chancellor

**Vel Tech**  
Rangarajan Dr. Sagunthala  
R&D Institute of Science and Technology  
(Approved as the University) Est. 1983 of UGC Act, 1956

*P. A. A.*



[Appendix-D Click here](#)

**RESOLVED to approve and record the Re-appropriation of Budget 2023-24 based on status of expenditure and committed expenditure under different account heads.**

**31.8 To approve and record the Audited Balance Sheet for the Financial Year 2022-23.**

The Finance Officer has presented the Audited Balance Sheet for the Financial Year 2022-23 at the time of the meeting as in [Appendix-E](#) given below:.

[E. Audited Balance Sheet FY 22-23](#)



[Appendix-E Click here](#)

**RESOLVED to approve and record the Audited Balance Sheet for the Financial Year 2022-23.**

**31.9 Any other items with the permission of the Chairperson.**

No items other than those submitted at the meeting have been taken up for discussion.

**31.10 To fix the date for holding the next Finance Committee Meeting.**

It has been decided to hold the next Finance Committee meeting in the month of March 2024.

**VOTE OF THANKS**

The Finance Officer extended thankfulness to all the members of the Finance Committee to attend the meeting and offer their valuable suggestions. With the Vote of thanks, the meeting as come to a close.


*S. Salivan*

Prof. S. Salivahanan  
Vice Chancellor



# Vel Tech

Rangarajan Dr. Sagunthala  
R&D Institute of Science and Technology  
(Deemed to be University Estd. u/s 3 of UGC Act, 1956)



Ref.No. VT/R/MN-FCM/23-24/03-1

Date:  
11.11.2023

To

All Members of the Finance Committee

Sir/Madam,

Sub: 31<sup>st</sup> meeting of the Finance Committee to be held on  
November 25, 2023 — Invitation for attending the meeting -  
Reg.

\*\*\*

I am, by direction, to inform you that, according to the decision taken at the 30<sup>th</sup> meeting of the Finance Committee held on March 27, 2023, the Vice Chancellor is pleased to convene the 31<sup>st</sup> meeting of the Finance Committee at 10.30 a.m. on November 25, 2023 (Saturday).

The Finance Committee meeting will be held at the Vice Chancellor Chamber of this Institution through physical mode on that particular day.

I request you to kindly make it convenient to participate in the meeting of the Finance Committee and offer your valuable suggestions.

Thanking you,

Yours sincerely,

REGISTRAR

Prof. Dr. E. Kannan  
Registrar

**Vel Tech**  
Rangarajan Dr. Sagunthala  
R&D Institute of Science and Technology  
(Deemed to be University Estd. u/s 3 of UGC Act, 1956)



**AGENDA AND MINUTES OF 30<sup>th</sup> MEETING OF  
THE FINANCE COMMITTEE  
on 27.03.2023 AT 03.00 p.m.  
VENUE : VICE CHANCELLOR CHAMBER.**



### AGENDA

30.1	<i>To record the notice of convening 30th Meeting of the Finance Committee scheduled on March 27, 2023.</i>
30.2	<i>To approve and record the Agenda of the 30th Meeting of the Finance Committee scheduled on March 27, 2023.</i>
30.3	<i>To review the action taken on the decisions of the previous meeting held on November 28, 2022.</i>
30.4	<i>To inform the Committee about the leave of absence of the members.</i>
30.5	<i>To approve and record the minutes of the 29th meeting of the Finance Committee held on November 28, 2022.</i>
30.6	<i>To discuss and approve the Proposed Budget for the Financial year 2023-24.</i>
30.7	<i>To approve and record the Audited Balance Sheet for the Financial Year 2021-22.</i>
30.8	<i>To approve and record the Internal Audit report of the Accounts pertaining to the Financial Year 2022-23.</i>
30.9	<i>Any other item with the permission of the Chairperson.</i>
30.10	<i>To fix the date for holding the next meeting of the Finance Committee.</i>
<b>VOTE OF THANKS</b>	



## MINUTES

### MEMBERS PRESENT

- |  |                              |
|--|------------------------------|
| 1. Prof. S. Salivahanan,<br>Vice Chancellor,<br>Vel Tech.                                | Chairperson                  |
| 2. Mrs. Rangarajan Mahalakshmi Kishore<br>Chairperson and Managing Trustee,<br>Vel Tech. | Trust Nominee                |
| 3. Prof. Dr. V. Jayasankar,<br>Professor, Dept. of ECE<br>Vel Tech.                      | BoM Nominee                  |
| 4. Prof. Dr. E. Kannan,<br>Registrar,<br>Vel Tech.                                       | BOM Nominee                  |
| 5. UGC Nominee   | Name - not received from UGC |
| 6. Mr. P. Sakthi Ajay<br>Finance Officer,<br>Vel Tech.                                   | Secretary                    |

Quorum was present.

The meeting was called to order.

The Vice Chancellor welcomed the members who were present.

The Agenda was taken up for discussion.

The Vice Chancellor presided over the meeting.

### **30.1 To record the notice of convening 30<sup>th</sup> Meeting of the Finance Committee scheduled on March 27, 2023.**

A copy of the 30<sup>th</sup> Finance Committee meeting notice is placed at [Appendix-A](#).



A. 30<sup>th</sup> FCM Notice



**RESOLVED to record the notice of convening 30<sup>th</sup> Meeting of the Finance Committee scheduled on March 27, 2023.**

**30.2 To approve and record the Agenda of the 30<sup>th</sup> Meeting of the Finance Committee scheduled on March 27, 2023.**

The Agenda of the 30<sup>th</sup> Finance Committee meeting is given in the page number 1.

**RESOLVED to record Agenda of the 30<sup>th</sup> Finance Committee meeting of the Finance Committee scheduled on March 27, 2023.**


**30.3 To review the action taken on the decisions of the previous meeting held on November 28, 2022.**

The Action Taken Report on the items of the previous Finance Committee meeting held on November 28, 2022 is given below:

Table1: Action Taken Report

Item.No	Item	Decision Taken	Action Taken
29.4	To approve and record the actual expenditure against the budget and committed expenditure for the period from April 01, 2022 to October 31, 2022.	The FC approved the actual expenditure against the budget and committed expenditure for the period from April 01, 2022 to October 31, 2022 and the committee authorized the Finance Officer for re-appropriation of budget allocations according to merit subject to ratification by the Finance Committee.	The Finance Officer has presented the Re-appropriation of budget allocations made in the Budget of 2022-23 as in the <u>Appendix-B</u> given below.
29.5	To record and approve the half-yearly Balance Sheet for the financial year 2022-23.	The Finance Committee approved the half-yearly Balance Sheet for the financial year 2022-23.	RECORDED

B. (29.4) Re-appropriation




**RESOLVED to record Action Taken Report on the items of the previous Finance Committee meeting held on November 28, 2022.**

**30.4 To inform the Committee about the leave of absence of the members.**

All the members of the Finance Committee were present for the Meeting..

**30.5 To approve and record the minutes of the 29<sup>th</sup> meeting of the Finance Committee held on November 28, 2022.**

A copy of the minutes of the 29<sup>th</sup> FC meeting is placed below at Appendix-C.



C. 29<sup>th</sup> FCM Minutes



***RESOLVED to approve and record the minutes of the 29<sup>th</sup> meeting of the Finance Committee held on November 28, 2022.***

**30.6 To discuss and approve the Proposed Budget for the Financial year 2023-24.**

The Finance Officer has presented the salient features of the Budget 2023-24 at the time of the meeting. After elaborate discussion on the budget allocations provided under different Account heads, the Finance Committee accepted the Budget of 2023-24.

***RESOLVED to approve and record the Proposed Budget for the Financial year 2023-24.***

**30.7 To approve and record the Audited Balance Sheet for the Financial Year 2021-22.**

The Finance Officer has presented the Audited Balance Sheet for the Financial Year 2021-22 as in the Appendix-D.



D. Audited Balance Sheet



***RESOLVED approve and record the Audited Balance Sheet for the Financial Year 2021-22.***

**30.8 To approve and record the Internal Audit report of the Accounts pertaining to the Financial Year 2022-23.**

The Finance Officer has presented the Internal Audit report of the Accounts pertaining to the Financial Year 2022-23.



**RESOLVED** *approve and record the Internal Audit report of the Accounts pertaining to the Financial Year 2022-23.*

**30.9 Any other items with the permission of the Chairperson.**

No Item other than those included in the Agenda was taken up for discussion.

**30.10 To fix the date for holding the next Finance Committee Meeting.**

It has been decided to hold the next meeting of the Finance Committee in November 2023.

***VOTE OF THANKS***

The Finance Officer thanked all the members for actively taking active part in the discussions.

With theVote of thanks, the meering has come to a close.

**BUDGET FY 2023-24 vs Actuals (Apr - 24th Nov)**

<b>PARTICULARS</b>	<b>Budget 2023-24</b>	<b>Actuals till 24.11.2023</b>	<b>Balance Available</b>	<b>% Utilized</b>
<b><u>I.FIXED ASSETS</u></b>				
<b><u>LAND &amp; BUILDING</u></b>				
G1 LAND	-			
<b>G2 BUILDING</b>				
G2.1. MATERIALS & LABOUR	26,203,110	49,617,944	(23,414,834)	189%
	-			
<b>SUB-TOTAL</b>	<b>26,203,110</b>	<b>49,617,944</b>	<b>(23,414,834)</b>	<b>189%</b>
<b><u>LAB EQUIPMENTS</u></b>				
G6 COMPUTER & PERIPHERALS	43,214,689	20,883,765	22,330,924	48%
G10 SCIENCE EQUIPMENTS	11,454,898	5,790,803	5,664,095	51%
G13 INTANGIBLE ASSETS	4,308,500	381,120	3,927,380	9%
<b>SUB-TOTAL</b>	<b>58,978,087</b>	<b>27,055,688</b>	<b>31,922,399</b>	<b>46%</b>
<b><u>LIBRARY BOOKS</u></b>				
<b>G9 LIBRARY BOOKS</b>	2,544,300	368,814	2,175,486	14%
<b><u>PLANT &amp; MACHINERY AND OTHERS</u></b>				
G3 PLANT & MACHINERY	15,377,947	11,308,867	4,069,080	74%
G4 VEHICLES	-			
G5 OFFICE EQUIPMENTS	2,181,920	1,493,911	688,009	68%
G7 FURNITURES, FIXTURES & FITTINGS	12,511,299	7,432,475	5,078,824	59%
G8 ELECTRICAL APPLIANCES	6,428,700	4,317,497	2,111,203	67%
G11 SPORTS EQUIPMENTS	2,642,000	11,300	2,630,700	0%
G12 TUBEWELL AND WATER SUPPLY SYSTEM	2,350,000	568,810	1,781,190	24%
<b>SUB-TOTAL</b>	<b>41,491,866</b>	<b>25,132,860</b>	<b>16,359,006</b>	<b>61%</b>
<b>TOTAL FIXED ASSETS</b>	<b>129,217,363</b>	<b>102,175,306</b>	<b>27,042,057</b>	<b>79%</b>
<b><u>II.EXPENSES</u></b>				

PARTICULARS	Budget 2023-24	Actuals till 24.11.2023	Balance Available	% Utilized
<b><u>SCH 15 STAFF PAYMENT &amp; BENEFITS</u></b>				
TEACHING & NON TEACHING STAFF	696,220,376	370,278,100	325,942,276	53%
CONTRACT STAFF	182,890,605	107,462,947	75,427,658	59%
G53 CONTRIBUTION TO PROVIDENT FUND	24,931,800	12,818,612	12,113,188	51%
G54 CONTRIBUTION TO OTHER FUND (GRATUITY)	15,000,000	9,812,163	5,187,837	65%
G55 STAFF WELFARE MEASURES	1,734,750	3,246,685	(1,511,935)	187%
G57 MEDICAL FACILITY	-	-		
G59 ESI CONTRIBUTION	863,939	503,210	360,729	58%
<b>SUB-TOTAL</b>	<b>921,641,470</b>	<b>504,121,717</b>	<b>417,519,753</b>	<b>55%</b>
<b><u>SCH 16 ACADEMIC EXPENSES</u></b>				
G15 LAB EXPENSES	8,297,237	3,967,783	4,329,454	48%
G16 FIELD WORK / PARTICIPATION	1,184,024	470,601	713,423	40%
G17 EVENTS ORGANISED	15,214,000	3,156,899	12,057,102	21%
G18 VISITING FACULTY EXPENSES	5,370,000	924,491	4,445,509	17%
G19 EXAMINATION	11,307,400	6,275,827	5,031,573	56%
G20 STUDENT MOTIVATIONAL INITIATIVE	7,532,000	2,036,757	5,495,243	27%
G21 ADMISSION EXPENSES	50,000,000	27,493,222	22,506,778	55%
G22 CONVOCATION EXPENSES	1,600,000	512,191	1,087,809	32%
G23 PUBLICATIONS	-	-		
G24 FACULTY MOTIVATIONAL INITIATIVE	8,703,000	5,902,280	2,800,720	68%
G25 SUBSCRIPTION EXPENSES	16,826,264	2,566,974	14,259,290	15%
G27 GENERAL ACADEMIC EXPENSES	175,000	174,999	1	100%
G41 OTHER EXPENSES	413,000	972,681	(559,681)	236%
G44 APPROVAL INSPECTION & PROCESSING FEE	1,608,000	1,206,004	401,996	75%
G45 ACADEMIC STAFF COLLEGE	-	-		
G47 TRAINING AND VALUE ADDED PROGRAMME	10,300,000	981,548	9,318,452	10%
G48 E LEARNING	-	-		
G50 CULTURAL EVENTS ORGANISED	3,606,480	1,224,420	2,382,060	34%

PARTICULARS	Budget 2023-24	Actuals till 24.11.2023	Balance Available	% Utilized
G62 RESEARCH & CONSULTANCY	-	-		
VTU RESEARCH	7,398,000	4,480,330	2,917,670	61%
FUNDED RESEARCH	-	-	-	0%
G63 EXPERT REMUNERATION	4,693,000	1,448,139	3,244,861	31%
G64 STUDENTS ACADEMIC KIT	29,320,000	12,879,085	16,440,915	44%
G65 HOSPITAL EXPENSES	284,550	-	284,550	0%
G66 SEMESTER ABROAD PROGRAMME (OUTWARD)	-	-		
G67 INDUSTRY STREAM COURSE FEES	-	-		
G68 INTERNATIONAL STUDENT MOBILITY	-	-		
G69 RESEARCH STUDIES	31,601,500	15,804,901	15,796,599	50%
G70 INTERNATIONAL RELATIONS (DINT)	9,165,000	3,267,844	5,897,156	36%
<b>SUB-TOTAL</b>	<b>224,598,455</b>	<b>95,746,975</b>	<b>128,851,480</b>	<b>43%</b>
<b><u>SCH 17 ADMINISTRATION EXPENSES</u></b>				
G26 ELECTRICITY & POWER	52,104,250	24,593,690	27,510,560	47%
G28 INSURANCE	595,344	944,285	(348,941)	159%
G29 RENT, RATES AND TAXES	8,030,000	6,852,114	1,177,886	85%
G30 POSTAGE	-	-	-	
G31 TELEPHONE & INTERNET CHARGES	13,580,984	9,711,092	3,869,892	72%
G32 PRINTING & STATIONARY	7,121,770	3,462,435	3,659,335	49%
G33 TRAVELLING & CONVEYANCE	1,204,000	312,877	891,123	26%
G35 HOSPITALITY	3,622,000	271,345	3,350,655	7%
G36 AUDITOR REMUNERATION	1,200,000	1,185,900	14,100	99%
G37 PROFESSIONAL CHARGES	895,000	710,841	184,159	79%
G38 ADVERTISEMENT & PUBLICITY	650,000	158,777	491,223	24%
G39 MAGAZINES & PERIODICALS	-	-		
G49 HOUSE KEEPING EXPENSES	2,887,750	1,723,869	1,163,881	60%
<b>SUB-TOTAL</b>	<b>91,891,098</b>	<b>49,927,225</b>	<b>41,963,873</b>	<b>54%</b>

PARTICULARS	Budget 2023-24	Actuals till 24.11.2023	Balance Available	% Utilized
<b><u>HOSTEL EXPENSES</u></b>				
<b>G90 HOSTEL EXPENSES</b>	397,553,179	240,856,084	156,697,095	61%
<b><u>SCH 18 TRANSPORTATION EXPENSES</u></b>				
G42 VEHICLE OWNED BY INSTITUTION	13,052,920	9,400,129	3,652,791	72%
G42 TRANSPORT	-	-		
<b>SUB-TOTAL</b>	<b>13,052,920</b>	<b>9,400,129</b>	<b>3,652,791</b>	<b>72%</b>
<b><u>SCH 19 REPAIRS &amp; MAINTENANCE</u></b>				
G40.1 R&M COMPUTER & PERIPHERALS (OTHER THAN LAB)	1,901,000	542,495	1,358,505	29%
G40.2 R&M OFFICE EQUIPMENTS	-	-	-	
G40.3 R&M PLANT & MACHINERY	1,909,934	1,318,677	591,257	69%
G40.4 R&M ELECTRICAL APPLIANCES	3,401,620	3,766,817	(365,197)	111%
G40.5 R&M FURNITURE & FITTINGS	3,035,247	4,217,377	(1,182,130)	139%
G40.6 R&M BUILDING	15,278,852	11,492,442	3,786,410	75%
G40.7 R&M TUBEWELLS & WATER SUPPLY SYSTEMS	288,750	72,688	216,062	25%
G40.8 R&M SPORTS EQUIPMENTS	-	-		
G40.9 R&M PLUMBING	1,428,700	507,045	921,655	35%
<b>SUB-TOTAL</b>	<b>27,244,103</b>	<b>21,917,541</b>	<b>5,326,562</b>	<b>80%</b>
<b>SCH 20 FINANCE CHARGES</b>	33,079,000	24,999,505	8,079,495	76%
<b>TOTAL EXPENSES</b>	<b>1,709,060,225</b>	<b>946,969,176</b>	<b>762,091,049</b>	<b>55%</b>
ADVANCE CASH TO STAFF & ADVANCE MADE TO VENDORS	-	58,737,011	(58,737,011)	100%
<b>TOTAL BUDGET</b>	<b>1,838,277,588</b>	<b>1,107,881,494</b>	<b>730,396,095</b>	<b>60%</b>



**BUDGET FY 2023-24 vs Actuals (Apr - 24th Nov)**

<b>PARTICULARS</b>	<b>Budget 2023-24</b>	<b>Actuals till 24.11.2023</b>	<b>Balance Available</b>	<b>% Utilized</b>	<b>Re-appropriation</b>	<b>Approved Budget (Post re- appropriation)</b>	<b>Balance available (Post re- appropriation)</b>
<b><u>IFIXED ASSETS</u></b>							
<b><u>LAND &amp; BUILDING</u></b>							
G1 LAND	-						
<b>G2 BUILDING</b>							
G2.1. MATERIALS & LABOUR	26,203,110	49,617,944	(23,414,834)	189%	106,006,377	132,209,487	82,591,543
	-						
<b>SUB-TOTAL</b>	<b>26,203,110</b>	<b>49,617,944</b>	<b>(23,414,834)</b>	<b>189%</b>	<b>106,006,377</b>	<b>132,209,487</b>	<b>82,591,543</b>
<b><u>LAB EQUIPMENTS</u></b>							
G6 COMPUTER & PERIPHERALS	43,214,689	20,883,765	22,330,924	48%	1,704,740	44,919,429	24,035,664
G10 SCIENCE EQUIPMENTS	11,454,898	5,790,803	5,664,095	51%	(285,044)	11,169,854	5,379,051
G13 INTANGIBLE ASSETS	4,308,500	381,120	3,927,380	9%	(208,400)	4,100,100	3,718,980
<b>SUB-TOTAL</b>	<b>58,978,087</b>	<b>27,055,688</b>	<b>31,922,399</b>	<b>46%</b>	<b>1,211,296</b>	<b>60,189,383</b>	<b>33,133,695</b>
<b><u>LIBRARY BOOKS</u></b>							
<b>G9 LIBRARY BOOKS</b>	2,544,300	368,814	2,175,486	14%	-	2,544,300	2,175,486
<b><u>PLANT &amp; MACHINERY AND OTHERS</u></b>							
G3 PLANT & MACHINERY	15,377,947	11,308,867	4,069,080	74%	7,625,202	23,003,149	11,694,282
G4 VEHICLES	-						
G5 OFFICE EQUIPMENTS	2,181,920	1,493,911	688,009	68%	(688,009)	1,493,911	-
G7 FURNITURES, FIXTURES & FITTINGS	12,511,299	7,432,475	5,078,824	59%	17,965,677	30,476,976	23,044,501
G8 ELECTRICAL APPLIANCES	6,428,700	4,317,497	2,111,203	67%	524,635	6,953,335	2,635,838
G11 SPORTS EQUIPMENTS	2,642,000	11,300	2,630,700	0%	209,687	2,851,687	2,840,387
G12 TUBEWELL AND WATER SUPPLY SYSTEM	2,350,000	568,810	1,781,190	24%	(796,200)	1,553,800	984,990
<b>SUB-TOTAL</b>	<b>41,491,866</b>	<b>25,132,860</b>	<b>16,359,006</b>	<b>61%</b>	<b>24,840,992</b>	<b>66,332,858</b>	<b>41,199,998</b>
<b>TOTAL FIXED ASSETS</b>	<b>129,217,363</b>	<b>102,175,306</b>	<b>27,042,057</b>	<b>79%</b>	<b>132,058,665</b>	<b>261,276,028</b>	<b>159,100,722</b>
<b><u>IEXPENSES</u></b>							
<b><u>SCH 15 STAFF PAYMENT &amp; BENEFITS</u></b>							
TEACHING & NON TEACHING STAFF	696,220,376	370,278,100	325,942,276	53%	-	696,220,376	325,942,276
CONTRACT STAFF	182,890,605	107,462,947	75,427,658	59%	-	182,890,605	75,427,658
G53 CONTRIBUTION TO PROVIDENT FUND	24,931,800	12,818,612	12,113,188	51%	-	24,931,800	12,113,188
G54 CONTRIBUTION TO OTHER FUND (GRATUITY)	15,000,000	9,812,163	5,187,837	65%	-	15,000,000	5,187,837
G55 STAFF WELFARE MEASURES	1,734,750	3,246,685	(1,511,935)	187%	-	1,734,750	(1,511,935)
G57 MEDICAL FACILITY	-	-					
G59 ESI CONTRIBUTION	863,939	503,210	360,729	58%	-	863,939	360,729
<b>SUB-TOTAL</b>	<b>921,641,470</b>	<b>504,121,717</b>	<b>417,519,753</b>	<b>55%</b>	<b>-</b>	<b>921,641,470</b>	<b>417,519,753</b>
<b><u>SCH 16 ACADEMIC EXPENSES</u></b>							
G15 LAB EXPENSES	8,297,237	3,967,783	4,329,454	48%	(2,314)	8,294,923	4,327,140
G16 FIELD WORK / PARTICIPATION	1,184,024	470,601	713,423	40%	(21,946)	1,162,078	691,477
G17 EVENTS ORGANISED	15,214,000	3,156,899	12,057,102	21%	(1,889,635)	13,324,365	10,167,467
G18 VISITING FACULTY EXPENSES	5,370,000	924,491	4,445,509	17%	(872,881)	4,497,119	3,572,628
G19 EXAMINATION	11,307,400	6,275,827	5,031,573	56%	(71,750)	11,235,650	4,959,823

PARTICULARS	Budget 2023-24	Actuals till 24.11.2023	Balance Available	% Utilized	Re-appropriation	Approved Budget (Post re-appropriation)	Balance available (Post re-appropriation)
G20 STUDENT MOTIVATIONAL INITIATIVE	7,532,000	2,036,757	5,495,243	27%	(775,000)	6,757,000	4,720,243
G21 ADMISSION EXPENSES	50,000,000	27,493,222	22,506,778	55%	-	50,000,000	22,506,778
G22 CONVOCATION EXPENSES	1,600,000	512,191	1,087,809	32%	344,201	1,944,201	1,432,010
G23 PUBLICATIONS	-	-	-	-	-	-	-
G24 FACULTY MOTIVATIONAL INITIATIVE	8,703,000	5,902,280	2,800,720	68%	5,632,422	14,335,422	8,433,142
G25 SUBSCRIPTION EXPENSES	16,826,264	2,566,974	14,259,290	15%	(90,612)	16,735,652	14,168,678
G27 GENERAL ACADEMIC EXPENSES	175,000	174,999	1	100%	-	175,000	1
G41 OTHER EXPENSES	413,000	972,681	(559,681)	236%	1,927,621	2,340,621	1,367,940
G44 APPROVAL INSPECTION & PROCESSING FEE	1,608,000	1,206,004	401,996	75%	5,183,504	6,791,504	5,585,500
G45 ACADEMIC STAFF COLLEGE	-	-	-	-	-	-	-
G47 TRAINING AND VALUE ADDED PROGRAMME	10,300,000	981,548	9,318,452	10%	(2,000,000)	8,300,000	7,318,452
G48 E LEARNING	-	-	-	-	-	-	-
G50 CULTURAL EVENTS ORGANISED	3,606,480	1,224,420	2,382,060	34%	-	3,606,480	2,382,060
G62 RESEARCH & CONSULTANCY	-	-	-	-	-	-	-
VTU RESEARCH	7,398,000	4,480,330	2,917,670	61%	3,431,910	10,829,910	6,349,580
FUNDED RESEARCH	-	-	-	0%	-	-	-
G63 EXPERT REMUNERATION	4,693,000	1,448,139	3,244,861	31%	(354,500)	4,338,500	2,890,361
G64 STUDENTS ACADEMIC KIT	29,320,000	12,879,085	16,440,915	44%	(1,000,000)	28,320,000	15,440,915
G65 HOSPITAL EXPENSES	284,550	-	284,550	0%	(100,000)	184,550	184,550
G66 SEMESTER ABROAD PROGRAMME (OUTWARD)	-	-	-	-	-	-	-
G67 INDUSTRY STREAM COURSE FEES	-	-	-	-	-	-	-
G68 INTERNATIONAL STUDENT MOBILITY	-	-	-	-	-	-	-
G69 RESEARCH STUDIES	31,601,500	15,804,901	15,796,599	50%	3,847,553	35,449,053	19,644,152
G70 INTERNATIONAL RELATIONS (DINT)	9,165,000	3,267,844	5,897,156	36%	(279,333)	8,885,667	5,617,823
<b>SUB-TOTAL</b>	<b>224,598,455</b>	<b>95,746,975</b>	<b>128,851,480</b>	<b>43%</b>	<b>12,909,240</b>	<b>237,507,695</b>	<b>141,760,720</b>
<b>SCH 17 ADMINISTRATION EXPENSES</b>							
G26 ELECTRICITY & POWER	52,104,250	24,593,690	27,510,560	47%	(11,000,000)	41,104,250	16,510,560
G28 INSURANCE	595,344	944,285	(348,941)	159%	498,941	1,094,285	150,000
G29 RENT, RATES AND TAXES	8,030,000	6,852,114	1,177,886	85%	-	8,030,000	1,177,886
G30 POSTAGE	-	-	-	-	-	-	-
G31 TELEPHONE & INTERNET CHARGES	13,580,984	9,711,092	3,869,892	72%	1,044,000	14,624,984	4,913,892
G32 PRINTING & STATIONARY	7,121,770	3,462,435	3,659,335	49%	(160,000)	6,961,770	3,499,335
G33 TRAVELLING & CONVEYANCE	1,204,000	312,877	891,123	26%	(300,000)	904,000	591,123
G35 HOSPITALITY	3,622,000	271,345	3,350,655	7%	(2,240,547)	1,381,453	1,110,108
G36 AUDITOR REMUNERATION	1,200,000	1,185,900	14,100	99%	(12,600)	1,187,400	1,500
G37 PROFESSIONAL CHARGES	895,000	710,841	184,159	79%	1,047,600	1,942,600	1,231,759
G38 ADVERTISEMENT & PUBLICITY	650,000	158,777	491,223	24%	-	650,000	491,223
G39 MAGAZINES & PERIODICALS	-	-	-	-	-	-	-
G49 HOUSE KEEPING EXPENSES	2,887,750	1,723,869	1,163,881	60%	(700,000)	2,187,750	463,881
<b>SUB-TOTAL</b>	<b>91,891,098</b>	<b>49,927,225</b>	<b>41,963,873</b>	<b>54%</b>	<b>(11,822,606)</b>	<b>80,068,492</b>	<b>30,141,267</b>
<b>HOSTEL EXPENSES</b>							
G90 HOSTEL EXPENSES	397,553,179	240,856,084	156,697,095	61%	8,306,289	405,859,468	165,003,384

PARTICULARS	Budget 2023-24	Actuals till 24.11.2023	Balance Available	% Utilized	Re-appropriation	Approved Budget (Post re- appropriation)	Balance available (Post re- appropriation)
<b><u>SCH 18 TRANSPORTATION EXPENSES</u></b>							
G42 VEHICLE OWNED BY INSTITUTION	13,052,920	9,400,129	3,652,791	72%	588,294	13,641,214	4,241,085
G42 TRANSPORT	-	-	-				
<b>SUB-TOTAL</b>	<b>13,052,920</b>	<b>9,400,129</b>	<b>3,652,791</b>	<b>72%</b>	<b>588,294</b>	<b>13,641,214</b>	<b>4,241,085</b>
<b><u>SCH 19 REPAIRS &amp; MAINTENANCE</u></b>							
G40.1 R&M COMPUTER & PERIPHERALS (OTHER THAN LAB)	1,901,000	542,495	1,358,505	29%	270,000	2,171,000	1,628,505
G40.2 R&M OFFICE EQUIPMENTS	-	-	-				
G40.3 R&M PLANT & MACHINERY	1,909,934	1,318,677	591,257	69%	-	1,909,934	591,257
G40.4 R&M ELECTRICAL APPLIANCES	3,401,620	3,766,817	(365,197)	111%	2,000,000	5,401,620	1,634,803
G40.5 R&M FURNITURE & FITTINGS	3,035,247	4,217,377	(1,182,130)	139%	2,180,000	5,215,247	997,870
G40.6 R&M BUILDING	15,278,852	11,492,442	3,786,410	75%	2,794,364	18,073,216	6,580,774
G40.7 R&M TUBEWELLS & WATER SUPPLY SYSTEMS	288,750	72,688	216,062	25%	(100,000)	188,750	116,062
G40.8 R&M SPORTS EQUIPMENTS	-	-	-				
G40.9 R&M PLUMBING	1,428,700	507,045	921,655	35%	1,000,000	2,428,700	1,921,655
<b>SUB-TOTAL</b>	<b>27,244,103</b>	<b>21,917,541</b>	<b>5,326,562</b>	<b>80%</b>	<b>8,144,364</b>	<b>35,388,467</b>	<b>13,470,926</b>
<b>SCH 20 FINANCE CHARGES</b>	<b>33,079,000</b>	<b>24,999,505</b>	<b>8,079,495</b>	<b>76%</b>	<b>3,156,992</b>	<b>36,235,992</b>	<b>11,236,487</b>
<b>TOTAL EXPENSES</b>	<b>1,709,060,225</b>	<b>946,969,176</b>	<b>762,091,049</b>	<b>55%</b>	<b>21,282,573</b>	<b>1,730,342,798</b>	<b>783,373,622</b>
ADVANCE CASH TO STAFF & ADVANCE MADE TO VENDORS	-	58,737,011	(58,737,011)	100%	-	-	(58,737,011)
<b>TOTAL BUDGET</b>	<b>1,838,277,588</b>	<b>1,107,881,494</b>	<b>730,396,095</b>	<b>60%</b>	<b>153,341,238</b>	<b>1,991,618,826</b>	<b>883,737,333</b>

<b>Based on Re-appropriated Budget Nov 2023</b>	
<b>VELTECH RANGARAJAN DR SAGUNTHALA R&amp;D INSTITUTE OF SCIENCE AND TECHNOLOGY</b>	
<b>BUDGET ANALYSIS</b>	
<b>EXPECTED REVENUE</b>	
Tuition Fee	1,470,699,101
Exam Fees	17,265,322
Transport Fees	12,938,650
Hostel Fees	878,601,473
Other Income	56,395,455
<b>TOTAL INCOME</b>	<b>2,435,900,000</b>
<b>EXPECTED UTILIZATION</b>	
Land & Building (Budget)	132,209,487
Lab Equipments	60,189,383
Library Books	2,544,300
Plant & Machinery And Others	66,332,858
<b>TOTAL ASSETS</b>	<b>261,276,028</b>
Sch 15 Staff Payment & Benefits	921,641,470
Sch 16 Academic Expenses	237,507,695
Sch 17 Administration Expenses	80,068,492
Hostel Expenses	405,859,468
Sch 18 Transportation Expenses	13,641,214
Sch 19 Repairs & Maintenance	35,388,467
Sch 20 Finance Charges	36,235,992
<b>TOTAL EXPENSES</b>	<b>1,730,342,798</b>
<b>TOTAL BUDGET</b>	<b>1,991,618,826</b>
<b>NET REVENUE</b>	444,281,174
Less: Loan Repayment	120,000,000
Less: Unsecured Loans Repaid	111,109,189
Less: Loan against FD Repaid	109,366,703
<b>BALANCE</b>	<b>103,805,282</b>

<b>Based on Approved Budget Mar 2023</b>	
<b>VELTECH RANGARAJAN DR SAGUNTHALA R&amp;D INSTITUTE OF SCIENCE AND TECHNOLOGY</b>	
<b>ANALYSIS</b>	
<b>EXPECTED REVENUE</b>	
Tuition Fee	1,267,600,000
Exam Fees	10,000,000
Transport Fees	10,000,000
Hostel Fees	806,087,700
Other Income	-
<b>TOTAL FEE INCOME</b>	<b>2,093,687,700</b>
<b>EXPECTED UTILIZATION</b>	
Land & Building	26,203,110
Lab Equipments	58,978,087
Library Books	2,544,300
Plant & Machinery And Others	41,491,866
<b>TOTAL ASSETS</b>	<b>129,217,363</b>
Sch 15 Staff Payment & Benefits	921,641,470
Sch 16 Academic Expenses	224,185,455
Sch 17 Administration Expenses	92,304,098
Hostel Expenses	397,553,179
Sch 18 Transportation Expenses	13,052,920
Sch 19 Repairs & Maintenance	27,244,103
Sch 20 Finance Charges	33,079,000
<b>TOTAL EXPENSES</b>	<b>1,709,060,225</b>
<b>TOTAL BUDGET</b>	<b>1,838,277,588</b>
<b>NET REVENUE</b>	255,410,112
Less: Loan Repayment	155,438,000
Less: Unsecured Loans Repaid	-
Less: Loan against FD Repaid	-
<b>BALANCE</b>	<b>99,972,112</b>

<b>Variance</b>	
<b>VELTECH RANGARAJAN DR SAGUNTHALA R&amp;D INSTITUTE OF SCIENCE AND TECHNOLOGY</b>	
<b>ANALYSIS</b>	
<b>EXPECTED REVENUE</b>	
Tuition Fee	203,099,101
Exam Fees	7,265,322
Transport Fees	2,938,650
Hostel Fees	72,513,773
Other Income	56,395,455
<b>TOTAL FEE INCOME</b>	<b>342,212,300</b>
<b>EXPECTED UTILIZATION</b>	
Land & Building	106,006,377
Lab Equipments	1,211,296
Library Books	-
Plant & Machinery And Others	24,840,992
<b>TOTAL ASSETS</b>	<b>132,058,665</b>
Sch 15 Staff Payment & Benefits	-0
Sch 16 Academic Expenses	13,322,240
Sch 17 Administration Expenses	-12,235,606
Hostel Expenses	8,306,289
Sch 18 Transportation Expenses	588,294
Sch 19 Repairs & Maintenance	8,144,364
Sch 20 Finance Charges	3,156,992
<b>TOTAL EXPENSES</b>	<b>21,282,573</b>
<b>TOTAL BUDGET</b>	<b>153,341,238</b>
<b>NET REVENUE</b>	188,871,062
Less: Loan Repayment	-35,438,000
Less: Unsecured Loans Repaid	111,109,189
Less: Loan against FD Repaid	109,366,703
<b>BALANCE</b>	<b>3,833,171</b>

**COMPUTATION OF INCOME FOR TAX PURPOSES**

**NAME OF THE ASSESSEE** : VEL TECH RANGARAJAN DR SAGUNTHALA  
R&D INSTITUTE OF SCIENCE & TECHNOLOGY  
TRUST

**ADDRESS** : No.42, Avadi Veltech Road,  
Avadi,Chennai - 600 062.

**STATUS** : Public Educational Trust

**ASSESSMENT YEAR** : 2023-2024 Y.E.31-03-2023

**CIRCLE** : Exemptions Circle Chennai

**P. A. No.** : AABTV8852A

**I. INCOME**

	Rs.	Rs.
(a) Gross Receipts as per Income & Expenditure A/c	2,04,97,48,253	
<b>Less:</b> Interest taken under Income from Other Sources	<u>1,39,23,936</u>	2,03,58,24,317
(b) <b>Income from Other Sources:</b>		
- Bank Interest Receipts		1,39,23,936
		<b>(A)</b> <u>2,04,97,48,253</u>

**II. APPLICATION**

Expenditure as per Income & Expenditure A/c (excluding depreciation)	1,44,06,77,680	
<b>Add:</b> Net Additions to Fixed Assets	10,25,43,698	
<b>Less:</b> Amount Not actually paid	(2,72,17,791)	
<b>Add:</b> Net Decrease in Loans	<u>23,26,72,482</u>	<b>(B)</b> 1,74,86,76,068
<b>Excess of Application Over Income</b>		<u><u>30,10,72,185</u></u>

**Percentage of Application (B/A)**

**85.31%**

**III. TAX WORKINGS**

Tax Payable		Nil
<b>Less:</b> Tax Deducted at Source as per 26AS		<u>16,82,794</u>
<b>Tax Refund Due</b>		<u><u>16,82,794</u></u>

For Vel Tech Rangarajan Dr. Sagunthala  
R & D Institute of Science and Technology Trust

Founder / Managing Trustee

**VEL TECH RANGARAJAN DR SAGUNTHALA R & D INSTITUTE OF SCIENCE & TECHNOLOGY TRUST**


**A.Y.2023-2024**

**In Rs.**

<b>TDS Details</b>									
<b>S.No</b>	<b>Deductor Names</b>	<b>TAN</b>	<b>Nature of Receipts</b>	<b>Section</b>	<b>Amount Paid</b>	<b>TDS Deducted</b>			
1	Ge India Industrial Private Limited	BLRG00869B	Professional	194JB	24,00,000	2,40,000			
2	Inaavi Consultancy Private Limited	CALI04264B	Contract	194C	61,901	1,239			
3	Metallic Bellows India Pvt Ltd	CHEM01117E	Contract	194C	4,63,000	9,260			
4	O/O Accounts Office (R&D)	CHEO02014F	Professional	194JB	5,01,100	50,110			
5	Tamilnadu Generation And Distribution Corp. Ltd	CHE112196C	Interest	194A	3,07,992	30,800			
6	Usam Technology Solutions Pvt Limited	CHEU03024A	Contract	194C	2,00,000	4,000			
7	Ets India Private Limited	DELE16016A	Benefits or perquisites	194R	1,24,807	12,481			
8	Idp Education India Private Limited	DEL106249F	Commission	194H	6,000	300			
9	Bank Of Baroda	MUMB22080C	Contract	194C	7,00,000	14,000			
10	Bank Of Baroda	MUMB22080C	Interest	194A	1,08,03,999	10,79,125			
11	Nse It Limited	MUMN06710E	Contract	194C	68,600	1,375			
12	Axis Bank Limited	MUMU05151G	Interest	194A	18,14,153	1,81,416			
13	Mel Training & Assessments Limited	PNEA08458C	Rent	194I(A)	13,200	264			
14	Bajaj Allianz General Insurance Company Ltd	PNEB02239G	Contract	194C	22,451	449			
15	Indus Towers Limited	RTKB07145F	Contract	194C	9,52,680	19,054			
<b>TCS Details</b>									
1	HP Sales Private Limited	BLRC01326D	Purchase of Goods	206CR	70,20,458	7,021			
2	Novateur Electrical & Digital Systems Private Ltd	CHEN07881G	Purchase of Goods	206CR	23,73,487	2,372			
3	The India Cements Limited	CHET17478G	Purchase of Goods	206CR	15,87,950	1,588			
4	Ultra Tech Cement Limited	HYDU01099A	Purchase of Goods	206CR	25,783	26			
5	Godrej & Boyce Manufacturing Company Ltd	MUMG00108D	Purchase of Goods	206CR	2,54,13,395	25,413			
6	Digjam Limited	RKTD03140E	Purchase of Goods	206CR	25,00,599	2,501			
<b>Total</b>					<b>5,73,61,555</b>	<b>16,82,794</b>			

For Vel Tech Rangarajan Dr. Sagunthala  
R & D Institute of Science and Technology Trust

Founder / Managing Trustee





**VEL TECH RANGARAJAN DR SAGUNTHALA R&D INSTITUTE OF SCIENCE & TECHNOLOGY TRUST**

**A.Y.2023 - 2024**

A.Y	Gross Receipts	Total Application	Surplus / (Defecit)	% of Application	85% of Gross Receipts	Accumulation in excess of 15%	Accumulation within the limit of 15%	Total Accumulation	Form 9A Filed Date	Form 10 Filed Date	Return Filed Date
(1)	(2)	(3)	(4=2-3)	(5=3/2)	(6=2*85%)	(7=6-3)	(8)	(9=7+8)	(10)	(11)	(12)
2019-20	2,22,55,61,617	2,10,84,64,676	11,70,96,941	94.74	1,89,17,27,374	-	11,70,96,941	11,70,96,941	NA	NA	28-09-2019
2020-21	2,20,67,86,994	2,07,54,24,376	13,13,62,618	94.05	1,87,57,68,945	-	13,13,62,618	13,13,62,618	NA	NA	19-12-2020
2021-22	1,43,17,72,176	1,28,07,59,774	15,10,12,402	89.45	1,21,70,06,350	-	15,10,12,402	15,10,12,402	NA	NA	18-01-2022
2022-23	1,69,21,49,397	1,76,16,53,826	(6,95,04,429)	104.11	1,43,83,26,987	-	-	-	NA	NA	26-08-2022
2023-24	2,04,97,48,253	1,74,86,76,068	30,10,72,185	85.31	1,74,22,86,015	-	30,10,72,185	30,10,72,185	NA	NA	

For Vel Tech Rangarajan Dr. Sagunthala  
R & D Institute of Science and Technology Trust

Founder / Managing Trustee



**VEL TECH RANGARAJAN DR SAGUNTHALA R&D INSTITUTE OF SCIENCE & TECHNOLOGY TRUST**  
**No.42, Avadi - Veltech Road, Chennai - 600 062**

**In Rs.**

**AMOUNT NOT PAID ACTUALLY DURING THE F.Y.2022-23**

	<b>31.03.2023</b>	<b>31.03.2022</b>	<b>Net Increase/(Decrease)</b>
Sundry Creditors	2,07,50,792		2,07,50,792
ESI Payable	83,589		83,589
Gratuity Payable	36,09,682		36,09,682
Mother Fund Payable	8,08,500		8,08,500
Rent Payable	1,62,376		1,62,376
PF Payable	34,88,634		34,88,634
Staff RD A/c Payable	71,900		71,900
Salary Payable	55,11,131		55,11,131
Electricity Charges Payable	85,44,511		85,44,511
TDS Payable	29,42,564		29,42,564
Advance Paid to Vendors	(1,87,55,888)		(1,87,55,888)
	<b>2,72,17,791</b>	<b>-</b>	<b>2,72,17,791</b>

For Vel Tech Rangarajan Dr. Sagunthala  
R & D Institute of Science and Technology Trust

  
Founder / Managing Trustee



**VEL TECH RANGARAJAN DR SAGUNTHALA R&D INSTITUTE OF SCIENCE &  
TECHNOLOGY TRUST**

**A.Y.2023 - 2024**

**Rs.**

**INCREASE / (DECREASE) IN LOANS:**

Loans as on 31.03.2023	57,46,37,519
Loans as on 31.03.2022	80,73,10,001
<b>Net Increase / (Decrease) in Loans</b>	<b><u><u>(23,26,72,482)</u></u></b>

For Vel Tech Rangarajan Dr. Sagunthala  
R & D Institute of Science and Technology Trust



Founder / Managing Trustee





**VEL TECH RANGARAJAN DR SAGUNTHALA R&D INSTITUTE OF SCIENCE & TECHNOLOGY TRUST**

No.42, Avadi - Veltech Road, Chennai - 600 062

**INCOME AND EXPENDITURE ACCOUNT FOR THE YEAR ENDED 31ST MARCH, 2023**

EXPENDITURE		INCOME	
	Rs.		Rs.
To Advertisement	11,35,448	By Fees Collection	1,99,24,70,782
Academic Expenses	17,81,51,023	Grant Received	2,16,25,448
Bank Charges	36,72,517	Interest Income	1,39,23,936
Electricity Charges	3,18,38,009	Other Income	2,17,28,087
Finance Charges	4,63,96,853		
Hostel Expenses	44,10,53,245		
Hospitality	16,17,056		
Postage & Courier	1,24,568		
Printing & Stationery	1,55,66,655		
Professional Charges	44,03,426		
Rates & Taxes	82,62,352		
Repairs & Maintenance	3,33,53,485		
Salary & Benefits	63,32,66,947		
Staff Welfare Expenses	23,46,658		
Telephone & Internet Charges	1,42,47,840		
Transport Expenses	2,33,42,873		
Travelling & Conveyance	18,98,724		
Depreciation	18,08,49,433		
Excess of Income Over Expenditure	42,82,21,141		

**2,04,97,48,253**

**2,04,97,48,253**

Vide our report of even date  
For **SELVAM & SUKU**  
Chartered Accountants  
Firm Reg No: 003701S



*S. Manikandan*  
**S. MANIKANDAN**  
Partner

M. No.237690

UDIN: 23237690BGVOVB4908

*DR. R. Rangarajan*  
**DR. R. RANGARAJAN**  
CHAIRMAN

*DR. R. Sagunthala*  
**DR. R. SAGUNTHALA**  
TRUSTEE

Place: Chennai  
Date: 11.09.2023

**VEL TECH RANGARAJAN DR SAGUNTHALA R&D INSTITUTE OF SCIENCE &**

**A.Y.2023 - 2024 Y.E.31-03-2023**

**SCHEDULES TO BALANCE SHEET**

	Rs.	Rs.
<b><u>CAPITAL FUND</u></b>		
Opening Balance as on 01.04.2022		Cr. 1,41,85,96,832
<b>Add</b> :Excess of Income over Application		Cr. 42,82,21,141
		<u>1,84,68,17,972</u>
<b>Less</b> : Host Institution Contribution		<u>5,31,63,737</u>
Closing Balance as on 31.03.2023		Cr. <u><u>1,79,36,54,235</u></u>

**LOANS**

**Term Loan**

BOB Term Loan:75330600000354 (15 Crores)	6,56,79,768	
BOB Term Loan :75330600000355 (25.40 Crores)	11,45,92,325	
BOB Term Loan:75330600000356 (18.13 Crores)	8,19,15,282	
BOB Term Loan:75330600001204 (50 Crores)	<u>2,22,64,304</u>	28,44,51,679

**FD Loan**

BOB FD Loan-75330400000003 (1.52 Crore)	1,53,08,967	
BOB FD Loan-75330400000004 (1.52 Crore)	1,53,23,591	
BOB FD Loan-75330400000005 (1.52 Crore)	1,53,23,560	
BOB FD Loan-75330400000006 (1.52 Crore)	1,53,23,591	
BOB FD Loan-75330400000007 (1.52 Crore)	1,53,23,534	
BOB FD Loan-75330400000008 (21.00 Lakhs)	21,16,240	
BOB FD Loan-75330400000009 (1.52 Crore)	1,53,23,629	
BOB FD Loan-75330400000011 (1.52 Crore)	<u>1,53,23,591</u>	10,93,66,703

**Overdraft**

Axis Bank - OD A/c No.920030034227655	7,44,97,731	
BOB OD A/c: 75330400000013	<u>2,12,217</u>	7,47,09,948

**Unsecured:**

Dr R.Rangarajan		3,13,84,237
R.Mahalakshmi		<u>7,47,24,952</u>
		<u><u>57,46,37,519</u></u>

**ADVANCE FEES & DEPOSITS (LIABILITIES)**

College Caution Deposit		5,64,78,350
Hostel Caution Deposit		3,70,40,900
Alumni Association Fund		25,95,859
Advance Fees (Seat Blocking )		1,25,51,715
Staff Welfare Fund		81,12,738
Faculty Recreation Club Fund		<u>24,08,611</u>
		<b>11,91,88,173</b>

For Vel Tech Rangarajan Dr. Sagunthala  
R & D Institute of Science and Technology Trust



Founder / Managing Trustee

**VEL TECH RANGARAJAN DR SAGUNTHALA R&D INSTITUTE OF SCIENCE &**

**A.Y.2023 - 2024 Y.E.31-03-2023**

**SCHEDULES TO BALANCE SHEET**

	Rs.	Rs.
<b><u>OUTSTANDING LIABILITIES</u></b>		
Grants Received		44,70,303
Rental Deposits		4,03,344
ESI Payable		83,589
Gratuity Payable		36,09,682
Mother Fund Payable		8,08,500
Rent Payable		1,62,376
PF Payable		34,88,634
Staff RD A/c Payable		71,900
GST Payable		1,83,410
Salary Payable		55,11,131
Electricity Charges Payable		85,44,511
TDS Payable on		
- Salary u/s 192	26,06,050	
- Contract u/s 194C	2,56,769	
- Purchases u/s 194Q	26,720	
- Professional Services u/s 194J	50,230	
- Rent u/s 194I	2,795	
		<u>29,42,564</u>
		<u><u>3,02,79,944</u></u>

**INVESTMENTS**

Sovereign Gold Bond 2017-18 - Series		1,06,742
		<u>1,06,742</u>

**ADVANCES & DEPOSITS (ASSETS)**

**R.S Trust**

Veltech Hightech Dr.Rr & Dr Sr Eng College	11,41,233
<b>Vel Shree R.Rangarajan Dr.Saguntala Rangarajan Educational Academy</b>	11,67,06,529

**Vel Trust**

Veltech Multitech Dr.RR & Dr.SR Eng College	10,31,446
---	-----------

Rent Receivable	19,03,601
Interest Receivable	4,27,512
Advances to Vendors	1,87,55,888
Income Tax Refund - FY 2019-20	6,23,893
Income Tax Refund - FY 2021-22	10,29,210
TCS Receivable FY 2022-23	38,921
TDS Receivable FY 2022-23	16,43,873
Lease/Rental Advance	13,10,050
Advance with Staff	45,57,713
Gas Deposit	38,200
Provisional Professional Tax	2,984
Deposit - Bar Council of India	5,00,000
Deposit - Heritage Foods India Limited	10,000
Deposit - Petrol Bunk	1,00,000

For Vel Tech Rangarajan Dr. Sagunthala  
R & D Institute of Science and Technology Trust

  
Founder / Managing Trustee



**VEL TECH RANGARAJAN DR SAGUNTHALA R&D INSTITUTE OF SCIENCE &**

**A.Y.2023 - 2024 Y.E.31-03-2023**

**SCHEDULES TO BALANCE SHEET**

	Rs.	Rs.
Postal Certificate Deposit		1,50,000
TN Co-Op Milk Society Deposit		21,22,850
TNEB Deposit		77,05,902
T.V.Sundaram Iyengar & Sons Ltd - Deposit		25,000
V.S.T Auto Parts Pvt Ltd - Deposit		25,000
Interest on MCD Refundable		3,400
Security Deposit - Contractor Welfare Board		15,300
IDP Education India Pvt Ltd		3,040
Veltech Technology Incubator		2,86,28,899
Combat Vehicle Research Development Establishment(CVRDE)		10,022
Dr.V.Srinivasa Rao (Conference Chair)		1,03,600
GE India Industrial Pvt Ltd		4,32,000
AKL Infotech		50,284
Society for Small Satellite Systems		7,50,000
		<b><u>18,98,46,351</u></b>

**CASH AT BANK**

**Fixed Deposits**

Axis Flexi FD	6,64,27,905	
BOB Flexi FD	26,51,15,983	
BOB FD A/c No:75330300000098	3,90,161	
BOB FD A/c No:75330300000099	13,65,561	
BOB FD A/c No:75330300000168	50,000	
BOB FD A/c No:75330300000169	50,000	
BOB FD A/c No:75330300000176	2,04,603	
BOB FD A/c No:75330300000358	27,64,040	
BOB FD A/c No:75330300000364	1,92,27,966	
BOB FD A/c No:75330300000365	1,95,47,316	
BOB FD A/c No:75330300000366	1,95,04,991	
BOB FD A/c No:75330300000367	1,95,04,984	
BOB FD A/c No:75330300000368	1,95,04,992	
BOB FD A/c No:75330300000369	1,95,04,987	
BOB FD A/c No:75330300000370	1,95,04,996	
BOB FD A/c No:75330300000374	10,69,387	47,37,37,872

For Vel Tech Rangarajan Dr. Sagunthala  
R & D Institute of Science and Technology Trust



*[Signature]*  
Founder / Managing Trustee



**VEL TECH RANGARAJAN DR SAGUNTHALA R&D INSTITUTE OF SCIENCE &**

**A.Y.2023 - 2024 Y.E.31-03-2023**

**SCHEDULES TO BALANCE SHEET**

	Rs.	Rs.
<b><u>Savings/Current Account</u></b>		
BOB A/c No:75240200003491	10,000	
BOB A/c No:75330100001729	12,881	
BOB A/c No:75330100003365	1,00,000	
BOB A/c No:75330100003600	56,759	
BOB A/c No:75330100007274	1,80,301	
BOB A/c No:75330100011511	14,87,479	
BOB A/c No:75330200000123	1,30,079	
BOB A/c No:75330200000124	60,873	
BOB A/c No:75330100000156	1,56,268	
BOB A/c No:75330100002994	3,18,440	
BOB A/c No:75330100004369	1,03,304	
BOB A/c No:75330100004458	2,549	
BOB A/c No:75330100005450	29,403	
BOB A/c No:75330100005451	23,100	
BOB A/c No:75330100006158	9,71,279	
BOB A/c No:75330100010906	22,663	
BOB A/c No:75330100010908	23,482	
BOB A/c No:75330100010909	4,78,301	
BOB A/c No:75330100036222	78,341	
BOB A/c No:75330100036458	5,008	
BOB A/c No:75330100036464	21,551	
BOB A/c No:75330100036686	43,988	
BOB A/c No:75330100036687	5,037	
BOB A/c No:75330100036689	5,78,257	
BOB A/c No:75330100036840	2,84,156	
BOB A/c No:75330100036939	5,47,843	
BOB A/c No:75330100037799	1,02,649	
BOB A/c No:75330100037922	1,689	
BOB A/c No:75330100037952	4,398	
BOB A/c No:75330100037955	1,12,010	
BOB A/c No:75330100037957	22,071	
BOB A/c No:75330100037966	12,627	
BOB A/c No:75330100037967	68,700	
BOB A/c No:75330100038070	389	
BOB A/c No:75330100038073	17,460	
BOB A/c No:75330100038492	1,78,533	
BOB A/c No:75330100038721	2,51,285	
BOB A/c No:75330100038722	2,50,995	
BOB A/c No:75330100038736	90,098	
BOB A/c No:75330100038737	2,50,332	
BOB A/c No:75330200000021	3,10,358	
ICICI Bank A/C No:156001002730	42,40,416	
ICICI Bank A/C No:156001002814	2,92,411	
Axis Flexi A/C No:922010050878297	8,54,99,679	

For Vel Tech Rangarajan Dr. Sagunthala  
R & D Institute of Science and Technology Trust



*[Signature]*

Founder / Managing Trustee

**VEL TECH RANGARAJAN DR SAGUNTHALA R&D INSTITUTE OF SCIENCE &**  
**A.Y.2023 - 2024 Y.E.31-03-2023**  
**SCHEDULES TO BALANCE SHEET**

	Rs.	Rs.
BOB A/c No:75330100004466	19,848	
BOB A/c No:75330200000015	33,54,632	
BOB A/c No:753302000000215	1,98,209	
BOB A/c No:753302000000248	<u>8,18,593</u>	10,18,28,725
		<u><u>57,55,66,597</u></u>

For Vel Tech Rangarajan Dr. Sugunthala  
R & D Institute of Science and Technology Trust

  
Founder / Managing Trustee



**VEL TECH RANGARAJAN DR SAGUNTHALA R&D INSTITUTE OF SCIENCE &  
TECHNOLOGY TRUST**

**A.Y.2023 - 2024 Y.E.31-03-2023**  
**SCHEDULES TO BALANCE SHEET**

	Rs.
<b><u>SUNDRY CREDITORS</u></b>	
Amirtha Systems & Peripherals	22,022
Anandaraj G	3,683
Anandbabu A	26,307
Angel Electricals	43,797
Arulprakasajothi (Serb )	1,689
Arun Dairy	39,530
Avags Information Systems	96,291
A. Yashwant	1,484
Bajaj Allianz General Insurance	14,729
B.Ramesh	38,827
Cengage Learning India Pvt Ltd	19,986
Chemtech Systems Pvt Ltd	39,360
Christopher (Serb)	6,160
C Jebaraj	8,806
Crossfields Water Purifiers Private Limited	19,780
C.Sitaraman & Co	15,052
Decibel	68,000
D.Rohini	12,929
Dr.Tarangini Korumilli - Dbt 2	60,484
Elsevier B.V	27,23,462
E.M.Balaji & Co	1,42,890
Fomra Electricals	1,76,074
Fomra Electricals (Agencies)	19,649
Gem Info Tech	2,75,447
Giri Sai And Co	3,54,642
G.R.Kanagachidambarsan (Dbt)	3,55,699
Guru Enterprises	32,471
Haleem Stores	1,81,347
Hayael Aerospace India Pvt Ltd	23,420
Idea	1,060
Indo Burma Stationery Centre	8,495
Iqon Enterprises	1,41,900
Jayam Forex Pvt Ltd	10,000
Jayashree Enterprises	2,31,424
Jn Mechineries Private Limited	7,540
Jothi.S	1,800
Kajaria Ceramics Limited	3,67,298
Kanniyappan A	7,742

For Vel Tech Rangarajan Dr. Sagunthala  
R & D Institute of Science and Technology Trust

  
Founder / Managing Trustee



**VEL TECH RANGARAJAN DR SAGUNTHALA R&D INSTITUTE OF SCIENCE &  
TECHNOLOGY TRUST**

**A.Y.2023 - 2024 Y.E.31-03-2023**  
**SCHEDULES TO BALANCE SHEET**

	<b>Rs.</b>
K.G.Sanathi	6,903
K.Jagajjanani Rao (Dst Agrotech)	42,234
Kpk Scientific Supplies	6,62,135
Ks Enterprises	4,10,513
Kumar S	3,290
Kurunji Traders	1,05,230
Kwality Polymers	38,055
Leading Edge Lab Equipments	1,35,325
Macfos Private Limited	2,55,987
Mars Media Solution	46,880
Mayura Agencies	36,525
M.B.Marketing	2,200
Mc Graw Hill Education (India) Pvt Ltd	16,64,531
Mi Measuring Instruments	55,144
M L Automobiles	1,473
M.S.Vel&Co	16,537
Mugesh (Dbt)	27,000
M.Venkatesan	23,535
Naren Shankar (Serb)	6,800
Next Level Interiors	12,095
N.Meera Mohidheen	14,42,738
Padmavati Distributors	2,47,464
P.Girish &Co	9,37,756
Priority Lifescience	21,079
Psk Blue Metals	7,64,931
Qmax Systems	1,07,539
Ramjee Bolts & Nuts	16,860
Rasi Enterprises	3,17,217
Ravikumar (Ceri 1)	31,370
Ravi Scientific Company	56,347
Rikhab Trading Company	4,01,399
R.Prabakaran	1,613
Sai Maghalakshmi Traders	3,84,300
Sai Ram Motors	7,600
Salamon	12,681
Sams Publishers	25,069
Selvi.K	32,517
Sha Automobiles	89,642
Shanthi Electricals	30,152
Sharukh Auto Electricals Works	2,360
Shree Saravanan Enterpraize	14,317

For Vel Tech Rangarajan Dr. Sagunthala  
R & D Institute of Science and Technology Trust

  
Founder / Managing Trustee



**VEL TECH RANGARAJAN DR SAGUNTHALA R&D INSTITUTE OF SCIENCE &  
TECHNOLOGY TRUST**

**A.Y.2023 - 2024 Y.E.31-03-2023**  
**SCHEDULES TO BALANCE SHEET**

	<b>Rs.</b>
Shroff Publishers & Distributors Pvt Ltd	3,68,550
Siddheswara&Co	7,90,897
Siva Sakthi Enterprises	1,84,309
S.K.Foods	2,27,580
S Mugesh (Dbt 4)	1,10,933
Spa Chemicals & Water Solution Pvt Ltd	26,550
Spark Scientific Private Ltd	10,000
Spk Sales & Services	1,566
Sree Balajee Enterprises	40,260
Sree Vel Murugan Hardware And Tiles	2,58,407
Sri Karuppaiah Nadar	67,844
Sri Lakshmi Engineering Works	2,050
Sri Lakshmi Venkateswara Agencies	3,660
Sri Rajarajeshwari Blacksmith Works	6,200
Sri Sathya Sai Bricks	48,089
Sri Siva Sakthi	1,12,478
Str Food & Services	1,27,341
Super Radiator Works	3,700
Supreme Computers India (P)Ltd	32,646
Suresh Travels	7,215
Sv And R Partners	33,680
Synergy Scientific Services Pvt Ltd	7,67,000
Tandem Enterprises	17,283
Tbh Publishers & Distributors	1,98,840
The Commandant Catc Camp	5,538
Thelema Infotech Solution (Opc) Pvt Ltd	4,13,000
Theni Coconut	1,38,741
T.K Traders	1,18,147
Trinity Marketing	5,206
Trust Aqua Products	2,301
Ultra Tech Cement Ltd	3,41,604
United Mill Stores	3,80,672
Ur Enterprises	57,037
Vanitha R	11,250
Vel Farm	12,02,939
Vertiv Energy Pvt Ltd	92,010
Vipras Adz	2,71,920
Vkr Book Suppliers	1,54,470
Wabco India Limited	10,260

**2,07,50,792**

For Vel Tech Rangarajan Dr. Sagunthala  
R & D Institute of Science and Technology Trust



*[Signature]*  
Founder / Managing Trustee

**VEL TECH RANGARAJAN DR SAGUNTHALA R&D INSTITUTE OF SCIENCE &  
TECHNOLOGY TRUST**

**A.Y.2023 - 2024 Y.E.31-03-2023**

**SCHEDULES TO PROFIT & LOSS ACCOUNT**

	Rs.
<b><u>FEES COLLECTION</u></b>	
Academic Fees	1,19,11,21,636
Examination Fees	1,77,04,637
Hostel Fees	1,10,91,000
Transport Fees	77,25,53,509
	<u>1,99,24,70,782</u>
<b><u>INTEREST INCOME</u></b>	
Bank SB Interest	8,21,694
Bank FD Interest	1,26,77,293
Interest on Income Tax Refund	1,16,957
Interest on TNEB Deposit	3,07,992
	<u>1,39,23,936</u>
<b><u>OTHER INCOME</u></b>	
Technical Services	24,00,000
Miscellaneous Income	1,93,28,087
	<u>2,17,28,087</u>
<b><u>ACADEMIC EXPENSES</u></b>	
Admission Expenses	3,68,89,997
Approval Inspection & Processing Fees	26,93,303
Convocation Expenses	9,57,541
Events Organised / Functions & Celebrations	96,85,211
Examination Expenses	70,92,564
Expert Remuneration	17,81,825
Faculty Motivational Initiatives	24,72,410
Fieldwork Expenses	6,90,749
E Learning Expenses	12,998
Research & Consultancy Expenses	2,66,69,502
Lab Expenses	45,15,012
Student Motivational Initiatives	1,95,95,640
NAAC/NBA Expenses	12,54,534
Subscription Expenses	1,30,99,547
Student Uniforms	1,03,69,460
Text Book Expenses	1,27,94,896
Research Studies	1,74,59,506
International Relations (DINT)	3,40,000
Students - First Year Kit	11,70,000
Other Academic expenses	1,24,004
Training & Value Added Programme	48,28,884
Visiting Faculty Expenses	36,53,441
	<u>17,81,51,023</u>



For Vel Tech Rangarajan Dr. Sagunthala  
R & D Institute of Science and Technology Trust

*[Signature]*

Founder / Managing Trustee

**VEL TECH RANGARAJAN DR SAGUNTHALA R&D INSTITUTE OF SCIENCE &  
TECHNOLOGY TRUST**

**A.Y.2023 - 2024 Y.E.31-03-2023**

**SCHEDULES TO PROFIT & LOSS ACCOUNT**

	Rs.
<b><u>SALARY &amp; BENEFITS</u></b>	
Faculty Salary	50,36,15,783
Contractors Wages	4,95,47,935
Non Teaching Salary	4,04,52,160
Admin Staff Salary	27,60,659
Arrear Professional Tax	55,219
Maternity Leave Salary	7,86,770
Allowances & Bonus	19,34,907
Provident fund	2,16,32,920
Gratuity	1,16,82,553
ESI	7,98,041
	<u>63,32,66,947</u>
<b><u>STAFF WELFARE</u></b>	
Staff Uniform	5,06,169
Group Insurance	18,40,489
	<u>23,46,658</u>
<b><u>REPAIRS &amp; MAINTENANCE</u></b>	
R&M Computer & Peripherals (Otherthan Lab)	18,31,590
R&M Office Equipments	6,97,886
R&M Plant & Machinery	22,19,770
R&M Electrical Appliances	52,05,978
R&M Furniture & Fittings	11,53,040
R&M Building	2,01,89,890
R&M Tubewells & Water Supply Systems	5,80,392
R&M Sports Equipments	70,248
R&M Plumbing	13,91,478
Insurance	13,213
	<u>3,33,53,485</u>
<b><u>HOSTEL EXPENSES</u></b>	
Canteen Expenses	21,27,88,943
Staff Payment	9,36,24,639
Repairs & Maintenance	3,92,31,729
Internet Charges	82,83,600
General Expenses - Hostel	8,55,265
Electricity Charges	6,26,76,744
HMV Operation	2,08,00,910
LMV Operation	24,31,972
Uniform staff - Hostel	3,59,443
	<u>44,10,53,245</u>

For Vel Tech Rangarajan Dr. Sagunthala  
R & D Institute of Science and Technology Trust

  
Founder / Managing Trustee



**VEL TECH RANGARAJAN DR SAGUNTHALA R&D INSTITUTE OF SCIENCE &  
TECHNOLOGY TRUST**

**A.Y.2023 - 2024 Y.E.31-03-2023**

**SUB SCHEDULES TO BALANCE SHEET**

**Rs.**

**MISCELLANEOUS INCOME**

Insurance Claim - UIIC	1,10,757
Staff Quarters Rent& EB	27,01,198
Consultancy Income	3,48,339
Hire Charges for Auditorium	1,81,955
Experimental studies of Deep Groove Ball Project	5,01,100
Shop Rent	44,27,295
Rent for Site	1,92,000
Income from Holding events	23,18,780
Donation - Lavaza	16,00,336
Canteen Income	13,67,862
Income from Overheads (VTU)	5,53,775
Income from Overheads (DSTAGRO TECH 1)	66,128
Income from Overheads (ISRO RESPOND 2)	15,000
Income from Overheads (CPR 1)	1,99,000
Sundry Receipts	2,96,973
Sale of E-Waste	2,75,926
Sale of Metal Scraps	30,15,600
Sale of old Batteries	3,02,998
Sale of used computers & Spares	42,613
Sale of Waste Paper	8,07,452
Testing charges	3,000
	<hr/> <b>1,93,28,087</b> <hr/>

**ADVANCES TO VENDORS**

Acme Fitness Pvt Ltd	6,738
Adhiga Instruments Company	3,55,200
Aimil Ltd	1,45,824
Ajantha Bathroom Products & Pipes Pvt Ltd	6,626
Aluminium Trading (N)Co	8,850
Annamalaiyan Enterprises	28,956
Aspire Inc	30,385
Automotive Manufacturers Pvt Ltd	1,05,336
Axes Letters	37,701
Bar Council Of India	16,200
Besto Lifts	19,500
Bevywise Networks	41,300
B.M.Lal Bros	2,94,000
Boston It Solutions India Private Limited	20,000
Canon India Pvt. Ltd	17,435
Care Cards India Private Limited	1,317
Chandan Mishra (Admission)	20,000
Chittal Paper Company(Tnpl)	1,32,297



For Vel Tech Rangarajan Dr. Sagunthala  
R & D Institute of Science and Technology Trust

Founder & Managing Trustee



**VEL TECH RANGARAJAN DR SAGUNTHALA R&D INSTITUTE OF SCIENCE &  
TECHNOLOGY TRUST**

**A.Y.2023 - 2024 Y.E.31-03-2023**

**SUB SCHEDULES TO BALANCE SHEET**

	<b>Rs.</b>
Cholamandalam Ms General Insurance Co Ltd.	9,40,998
Classic Engineering	93,915
Coimbatore Industrial Infrastructure Association	5,000
Collegedunia Web Pvt Ltd	19,17,500
Commnet Systems Consultancy Pvt Ltd	1,74,934
Control Care Automation Pvt Ltd	6,19,500
Corporate Boutique	1,30,587
Dr Kanagachidambaresan Receivable Dbt5	123
Eduskills Foundation	1,69,035
Element14 India Private Limited	97,940
Elite Power Systems India Pvt.Ltd	86,430
Girnarssoft Education Services Pvt.Ltd	6,60,800
Godrej & Boyce Mfg Co.Ltd	631
Greentech Energy	64,900
Higginbothams Pvt Ltd	24,769
Hitech India Equipments Pvt Ltd	20,475
Hostingcpu	1,71,838
Icon Office Equipments	62,740
Ict Academy Of Tamilnadu	2,95,000
Ifb Industries Limited	8,85,017
Ignit Technical Solutions Private Limited	94,500
Indian Marble Company	9,363
India Ratings & Reserach Pvt Ltd	1,50,000
Induslynk Training Services Pvt Ltd	2,65,500
Intech Dmls Pvt Ltd	41,160
Johnson Lift Pvt Ltd	1,51,271
Jsk Lab Instruments	95,000
Kamala Rexine Centre	15,120
Kavin Scientific Products	19,872
Khan Fabricator	28,340
Klean Max	26,403
Kun Motor Company Pvt Ltd	1,21,136
Lakshmi Sound Services	3,500
Lasya Priya Ceilings	1,11,500
Lawrence And Mayo (India)Pvt.Ltd	54,233
Life Insurance Corporation Of India	4,19,399
Manivasagam.M (Advocate)	50,000
Mars Electrical Works	3,17,420
Mehra Computer Systems Ltd	91,745
Merit Trac Services Private Limited	34,000
Mine Instruments Pvt Ltd	1,08,855
Mjv Indane Gas Agency	1,74,599
M/S Vruksha Composites	16,463



For Vel Tech Rangarajan Dr. Sagunthala  
R & D Institute of Science and Technology Trust

Founder / Managing Trustee

**VEL TECH RANGARAJAN DR SAGUNTHALA R&D INSTITUTE OF SCIENCE &  
TECHNOLOGY TRUST**

**A.Y.2023 - 2024 Y.E.31-03-2023**

**SUB SCHEDULES TO BALANCE SHEET**

	Rs.
Mudiyappa Scientific	1,04,452
Nataraja Timber Industries	96,340
Native Special	1,44,000
Nature Science Foundation	50,000
New Tech Scientific Instruments	10,280
Nextgen Steel & Alloys	28,261
Nopaper Forms Solutions Pvt.Ltd	14,02,282
Novateur Electrical & Digital Systems Pvt.Ltd	27,657
Omega Computronix	1,40,670
Pace Solutions(Madras)	1,32,750
Pearson India Education Services Private Limited	67
Pfms 1819 - Dst Agrotech	4,42,322
Pfms 1819 - Dst Ceri	54,823
Phadke Instruments Pvt Ltd	1,08,628
Porphyrin Chemicals & Engineering	1,280
Precision Service Solutions	81,915
Prompt Software Pvt Ltd	22,302
Rashtriya Ispat Nigam Ltd	5,02,381
Ravichandran.S	4,52,500
Savir Consultants Pvt Ltd	1,18,000
Sbh Fabrication	40,000
Shri Thangam Hardware	2,10,569
S.L.K. Digital (Saravanakmar T Thangaraj)	30,000
Sm Gensets Spares And Services	28,454
Speedex Overseas Private Limited	1,00,000
Spsolar Technologies	8,968
Sree Shanthosh Steels Pvt Ltd	49,606
Sri Ashtalakshmi Catering Equipments	38,763
Sri Chendur Associates	10,440
Sri Harsha Enterprises	8,190
Sri Maruti Creations Pvt Ltd	91,892
Sri Murugan Deppo	22,500
Sri Murugan Electrical Services	21,150
Starcom Information Technology Limited(Stop Payment)	2,18,990
Star Switch Cutting Works {V.Jeraldin Bruce}	19,230
Steel Authority Of India Limited	4,35,371
S&T Welcare Equipments(P)Ltd	52,319
Sumedhas Tech Solutions P Ltd	3,46,920
Sundaram Agencies	8,172
Techne Online Systems (P)Ltd	1,94,700
Telecmi Technologies Private Limited	2,86,740

For Vel Tech Rangarajan Dr. Sagunthala  
R & D Institute of Science and Technology Trust

  
Founder / Managing Trustee



**VEL TECH RANGARAJAN DR SAGUNTHALA R&D INSTITUTE OF SCIENCE &  
TECHNOLOGY TRUST**

**A.Y.2023 - 2024 Y.E.31-03-2023**

**SUB SCHEDULES TO BALANCE SHEET**

	<b>Rs.</b>
The Deputy Chief Engineer (Cm) Twad Board	35,400
The India Cements Ltd (Cement Div)	1,14,000
The India Cements Ltd (Rmc Div)	15,32,448
The Metal Powder Company Limited	92
The Spectrum Scientific Company	10,086
Tia International	75,000
Tmc Associates	18,316
Trr Automotive	13,256
Tube Lights (Private) Ltd	10,430
Unique Media Integrators	4,71,508
Usam Technology Solutions (P) Ltd	17,406
Vel'S Scientific&Instruments	62,503
Venus Essence Pvt Ltd	75,844
V.P Thangam Traders	25,778
Wildcraft India Pvt Ltd	40,761
	<b><u>1,87,55,888</u></b>

For Vel Tech Rangarajan Dr. Sagunthala  
R & D Institute of Science and Technology Trust

  
Founder/Managing Trustee



**VEL TECH RANGARAJAN DR SAGUNTHALA R&D INSTITUTE OF SCIENCE & TECHNOLOGY TRUST**

**A.Y.2023 - 2024 Y.E. 31-03-2023**

Particulars	In Rs.		
	WDV as on 01.04.2022	Additions/Deletions Upto Sep	WDV as on 31.03.2023
<b>Block - A</b>			
Land	18,61,41,810	-	18,61,41,810
<b>Total of Block-A</b>	<b>18,61,41,810</b>	<b>-</b>	<b>18,61,41,810</b>
<b>Block-B - 10%</b>			
Buildings	1,27,96,48,239	1,27,96,48,239	1,15,16,83,415
Furniture & Fittings	8,38,03,792	81,11,067	8,38,24,934
<b>Total of Block - B</b>	<b>1,36,34,52,031</b>	<b>81,11,067</b>	<b>1,23,55,08,349</b>
<b>Block - C - 15%</b>			
Lab Equipments	4,07,38,929	55,72,748	4,52,77,521
Plant & Machinery	5,31,76,088	31,03,144	4,86,45,027
Office Equipments	95,43,121	8,17,056	1,11,03,481
Tube Well & Water Supply System	48,09,399	99,339	41,72,427
Printers	25,39,655	3,60,455	28,73,697
Electrical Fittings & Equipments	1,91,12,254	1,91,12,254	1,62,45,416
Sports Equipments	42,25,198	24,640	43,28,253
UPS	40,10,717	1,82,400	35,75,599
Library Books	76,02,621	5,89,741	92,96,272
Vehicles	1,71,85,286	1,71,85,286	1,46,07,493
<b>Total of Block-C</b>	<b>16,29,43,268</b>	<b>1,07,49,523</b>	<b>16,01,25,186</b>

For Vel Tech Rangarajan Dr. Sagunthala  
K & D Institute of Science and Technology Trust

*(Signature)*  
Founder / Managing Trustee



**VEL TECH RANGARAJAN DR SAGUNTHALA R&D INSTITUTE OF SCIENCE & TECHNOLOGY TRUST**

**A.Y.2023 - 2024 Y.E. 31-03-2023**

<b>FIXED ASSETS</b>	<b>Particulars</b>	<b>WDV as on</b>		<b>Additions/Deletions</b>		<b>Total</b>	<b>Depreciation</b>	<b>In Rs.</b>	
		<b>01.04.2022</b>	<b>Upto Sep</b>	<b>After Sep</b>	<b>31.03.2023</b>			<b>WDV as on</b>	<b>31.03.2023</b>
<b>Block - D - 25%</b>									
	Patents	13,98,187	1,35,240	1,69,320	17,02,747	4,04,522			12,98,225
	<b>Total of Block-D</b>	<b>13,98,187</b>	<b>1,35,240</b>	<b>1,69,320</b>	<b>17,02,747</b>	<b>4,04,522</b>			<b>12,98,225</b>
<b>Block - E - 40%</b>									
	Computer & Peripherals	1,65,44,435	30,57,548	1,87,86,754	3,83,88,737	1,15,98,144			2,67,90,593
	Software	90,99,461	6,13,075	34,05,720	1,31,18,256	45,66,158			85,52,098
	<b>Total of Block - E</b>	<b>2,56,43,896</b>	<b>36,70,623</b>	<b>2,21,92,474</b>	<b>5,15,06,993</b>	<b>1,61,64,302</b>			<b>3,53,42,691</b>
<b>Block - F - 0%</b>									
	Building WIP	-	93,80,131	3,34,77,065	4,28,57,196	-			4,28,57,196
	<b>Total of Block - F</b>	<b>-</b>	<b>93,80,131</b>	<b>3,34,77,065</b>	<b>4,28,57,196</b>	<b>-</b>			<b>4,28,57,196</b>
	<b>Total of Blocks - A to E</b>	<b>1,73,95,79,192</b>	<b>3,20,46,584</b>	<b>7,04,97,114</b>	<b>1,84,21,22,890</b>	<b>18,08,49,433</b>			<b>1,66,12,73,457</b>

For Vel Tech Rangarajan Dr. Sagunthala  
R & D Institute of Science and Technology Trust

Founder / Managing Trustee

